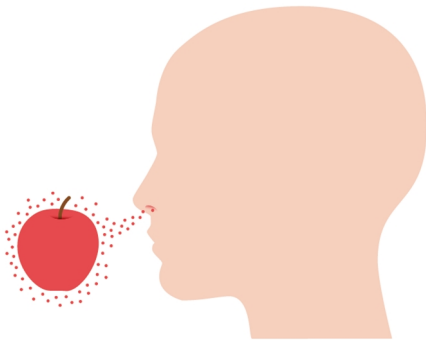


Odours and aromas – What's the difference?

CHEMICAL STIMULI

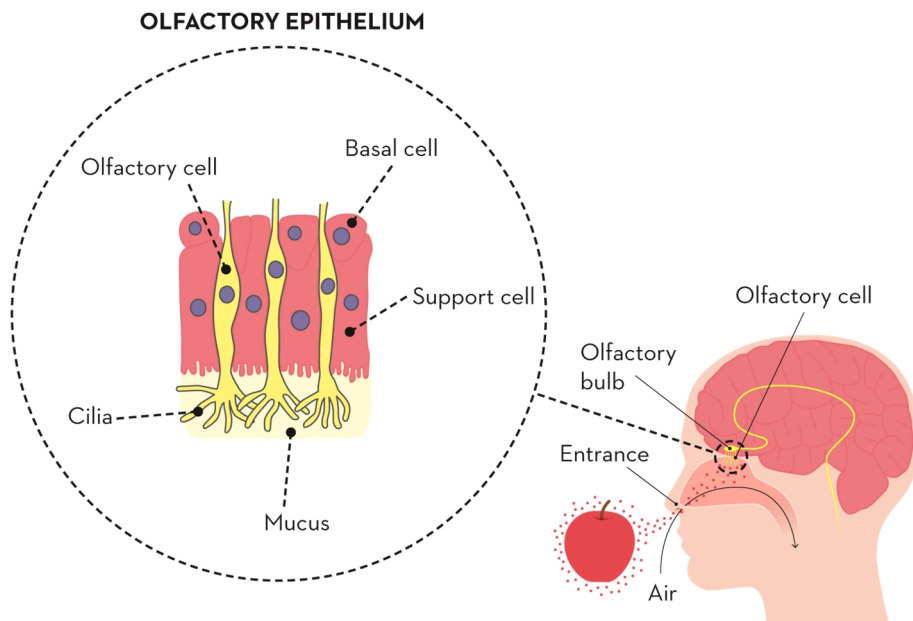
In everyday life, sight and hearing are more important than smell. For example, your sense of sight lets you know when to stop at a red light and your sense of hearing tells you to pay attention if you hear a car horn. These two senses allow us to avoid danger. But smell has a much deeper impact in life than we realise, especially when it comes to food.



The nose reacts to chemical stimuli, so how does that work in practice? First of all, odorous substances release volatile molecules into the air. These molecules are so small that your eyes cannot see them, but your nose is able to smell them.

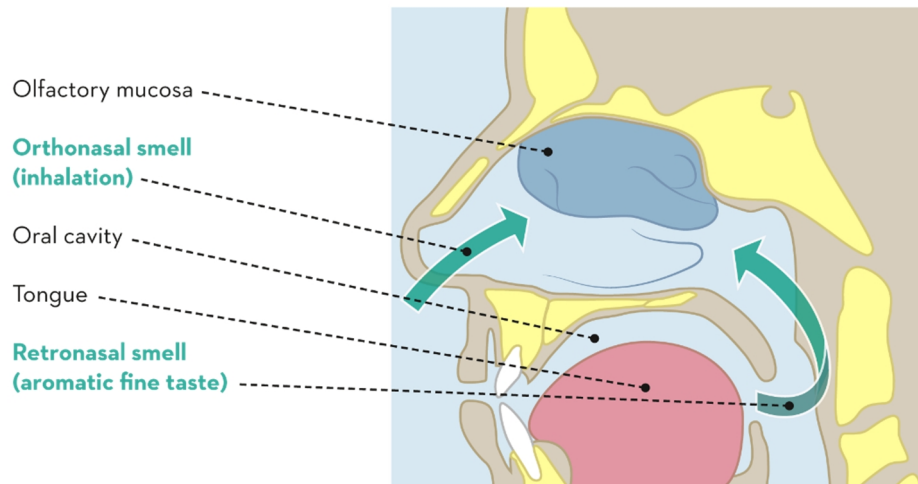
ORTHONASAL OLFACTION

When odour molecules reach the nose through the air we breathe, we talk about 'orthonasal' olfaction. Nasal mucus comprises olfactory cells which end in fine sensory filaments. We call these filaments the **olfactory cilia**.



These brush-like cilia contain olfactory receptors which fix the inhaled molecules. These molecules convey stimuli to the brain via the olfactory nerve, which is how we perceive different odours.

RETRONASAL OLFACTION



In addition to this 'orthonasal' olfaction, we perceive olfactory molecules retronasally, i.e. via the mouth. As we chew food and warm it up in our mouths, it releases odorous molecules. These molecules go up to the olfactory receptors via the pharynx.

ODOUR AND AROMA

You sometimes hear about the 'smell' or 'odour' of food and sometimes you hear people talk about its 'aroma'. What's the difference? It is very simple, when odour molecules come from the air you breathe, we talk about 'odour'. When they come from your mouth, we talk about the 'aroma' of food.

Keywords > Through the nose: smell

Keywords > Through the mouth: aroma

We can therefore conclude that we perceive odour molecules from food twice – once, directly, through the nose and a second time, indirectly, via the mouth.

Odours and aromas – What's the difference?

Your nose reacts to physical stimuli.

- False
- True

What do we call the fine sensory filaments located at the end of olfactory cells?

- Olfactory hairs
- Olfactory cilia
- Olfactory brows

What is the average number of olfactory cilia found at the end of olfactory cells?

- Twenty
- One hundred
- Fifty

How are olfactory stimuli transmitted to the brain?

- Via the olfactory nerve
- Via the auditory nerve
- Via the signage nerve

The molecules released via orthonasal and retronasal pathways adhere to...

- receptors
- the brain
- the tongue

When we talk about the strawberry aroma of a yoghurt, we are referring to what we perceive...

- when we sniff it
- when we chew it
- when we look at it

Answers

Your nose reacts to physical stimuli.

False

Well done! Your nose reacts to volatile molecules released into the air, from food for example.

True

Wrong! Your nose reacts to chemical molecules released into the air, from food for example. These are therefore chemical stimuli.

What do we call the fine sensory filaments located at the end of olfactory cells?

Olfactory hairs

Wrong! Nice try, but that's not right.

Olfactory cilia

Well done! Olfactory cilia, located at the end of olfactory cells, use olfactory receptors to capture odorous molecules.

Olfactory brows

Wrong! Try again!

What is the average number of olfactory cilia found at the end of olfactory cells?

Twenty

Well done! There are around twenty olfactory cilia at the end of each of your olfactory cells.

One hundred

Wrong! It's much less.

Fifty

Wrong! It's less than that.

How are olfactory stimuli transmitted to the brain?

Via the olfactory nerve

Well done! Your olfactory nerves transmit olfactory stimuli from olfactory receptors to your brain.

Via the auditory nerve

Wrong! Your auditory nerves transmit auditory stimuli.

Via the signage nerve

Wrong! There is no such thing as a signage nerve.

The molecules released via orthonasal and retronasal pathways adhere to...

receptors

Well done! Chemical molecules adhere to receptors in the olfactory mucous membrane, at the very top of the nasal cavities of your nose.

the brain

Wrong! Molecules do not adhere to your brain. It receives an electrical message transmitted by your olfactory nerves.

the tongue

Wrong! Once released, the chemical molecules adhere to receptors in the olfactory mucous membrane in your nose.

When we talk about the strawberry aroma of a yoghurt, we are referring to what we perceive...

when we sniff it

Wrong! Your nose perceives odours.

when we chew it

Well done! Aromas are released in your mouth and then stimulate receptors in your nasal mucous membrane.

when we look at it

Wrong! Our eyes respond to physical stimuli.

Odours

[8-10 years old]

When odorous substances come from the air we breathe, we talk about **odours**. When they come from your oral cavity we talk about the **aroma of food**.

Close your eyes and try to identify the following odours using your nose.

- cheese
- chocolate
- vinegar
- vanilla
- mint
- lemon
- strawberry
- onion

[11-13 years old AND 14-16 years old do the same activity but with more complex odours.]

- cinnamon
- ginger
- basil
- cumin
- cloves
- aniseed
- coriander
- cardamom
- nutmeg
- saffron

Aromas

[8-10 years old]

When odorous substances come from the air we breathe, we talk about **odours**. When they come from the oral cavity we talk about the **aroma of food**.

Close your eyes and pinch your nose, and then try to recognise the following aromas using your mouth.

- cheese
- chocolate
- vinegar
- vanilla
- mint
- lemon
- strawberry
- raspberry
- apple
- pear

[11-13 years old and 14-16 years old do the same activity but use the following list.]

- cinnamon
- ginger
- basil
- cumin
- cloves
- aniseed
- coriander
- cardamom
- nutmeg
- saffron